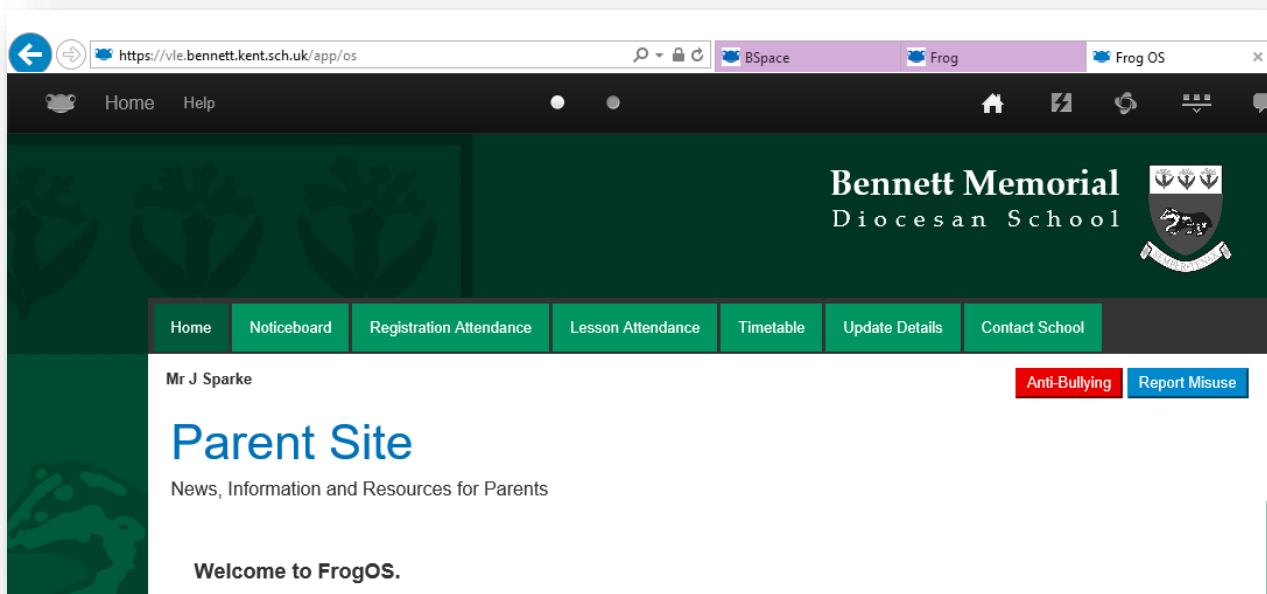


Introducing the NEW VLE

From January 2016 we will be using a new, updated version of BSpace. BSpace is our Virtual Learning Environment which is a system for delivering learning materials to students via the web. This system includes student assessment, student tracking, collaboration and communication tools.


This will affect all users including students and parents. Whilst the underlying system remains the same, the look and feel of BSpace will change, with some new features being added:

- New tools for collaborative learning
- Compatible with all common browsers including Chrome, Firefox and Safari
- Free apps available which integrate with the platform (IOS and Android)



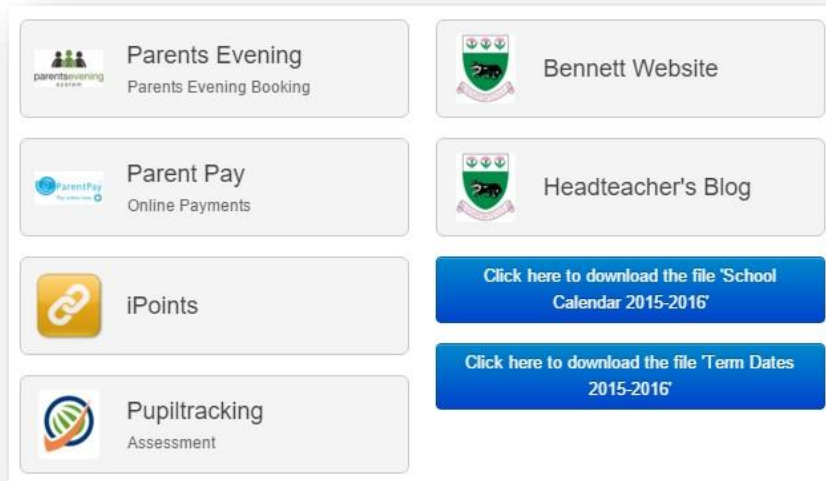
Toolbar

Navigating around the platform is now handled via the new menu toolbar, as seen below.



Parent Site

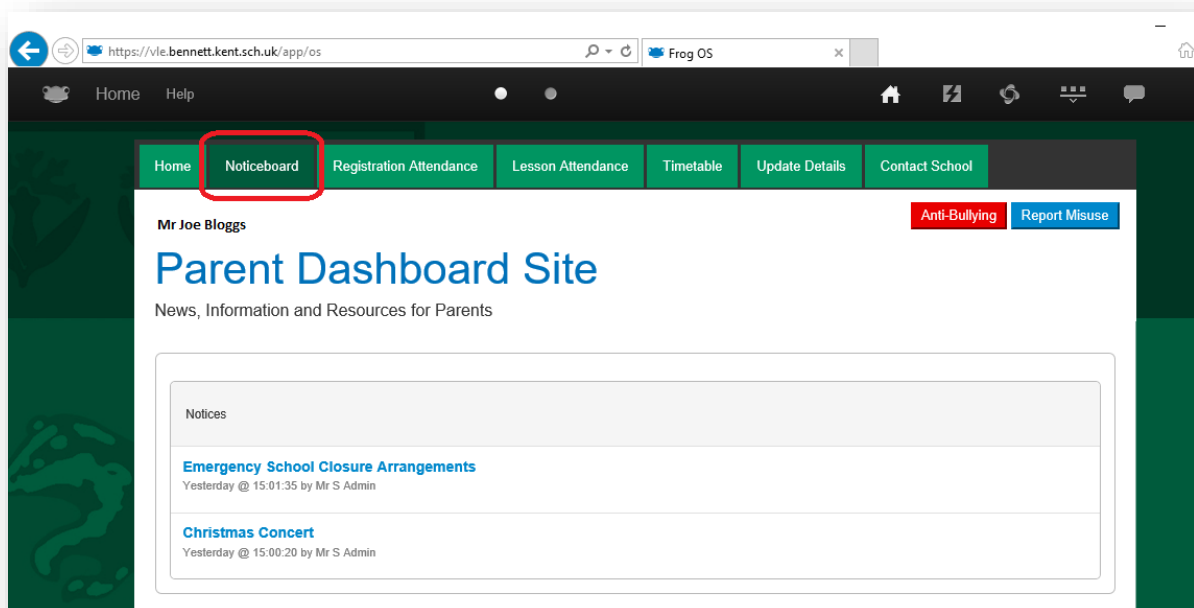
On the front page of the Parent Site, are some quick link buttons that will take you to other key websites. Such as; Pupiltracking, Parents Evening, iPPoints and ParentPay.



Along the top of the Parent Site are some navigation buttons, to help you move around the site.

Noticeboard

The **Noticeboard** page will display the latest news and information.



Registration Attendance

The **Registration page** is where you will find data that your child has successfully signed in to both morning and afternoon registration.

Home Noticeboard **Registration Attendance** Lesson Attendance Timetable Update Details Contact School

Mr Joe Bloggs Anti-Bullying Report Misuse

Parent Dashboard Site

News, Information and Resources for Parents

Registration Attendance

Select User
John Bloggs
Jane Bloggs

Select Date
Start Date: 24/11/2015
End Date: 02/12/2015
Apply

Registration Attendance Trend

November 24th 2015 to December 2nd 2015

Day AM/PM	% Attendance
Mon am	100
Mon pm	100
Tue am	100
Tue pm	100
Wed am	100
Wed pm	100
Thu am	100
Thu pm	100
Fri am	100
Fri pm	100
Sat am	0
Sat pm	0
Sun am	0
Sun pm	0

Copyright 2015 Bennett Memorial Diocesan School | Theme Version: 4.2 | Powered by Frog.

Lesson Attendance

The **Lesson Attendance** page is where you will find your child's attendance for lessons. It is displayed per lesson period, per day, for the date range given in the calendar selection.

Home Noticeboard Registration Attendance **Lesson Attendance** Timetable Update Details Contact School

Mr Joe Bloggs Anti-Bullying Report Misuse

Parent Dashboard Site

News, Information and Resources for Parents

Lesson Attendance

Select User
John Bloggs
Jane Bloggs

Select Date
Start Date: 01/11/2015
End Date: 02/12/2015
Apply

Lesson Attendance Period

November 1st 2015 to December 2nd 2015

Period	% Attendance
FriB MonA.1	100
FriB MonA.2	100
FriB MonA.3	100
FriB MonA.4	100
FriB MonA.5	100
FriB TueA.1	100
FriB TueA.2	100
FriB TueA.3	100
FriB TueA.4	100
FriB TueA.5	100
FriB WedA.1	100
FriB WedA.2	100
FriB WedA.3	100
FriB WedA.4	100
FriB WedA.5	100
FriB ThuA.1	100
FriB ThuA.2	100
FriB ThuA.3	100
FriB ThuA.4	100
FriB ThuA.5	100
FriB FriA.1	100
FriB FriA.2	100
FriB FriA.3	100
FriB FriA.4	100
FriB FriA.5	100
FriB MonB.1	100
FriB MonB.2	100
FriB MonB.3	100
FriB MonB.4	100
FriB MonB.5	100
FriB TueB.1	100
FriB TueB.2	100
FriB TueB.3	100
FriB TueB.4	100
FriB TueB.5	100
FriB WedB.1	100
FriB WedB.2	100
FriB WedB.3	100
FriB WedB.4	100
FriB WedB.5	100
FriB ThuB.1	100
FriB ThuB.2	100
FriB ThuB.3	100
FriB ThuB.4	100
FriB ThuB.5	100
FriB FriB.1	100
FriB FriB.2	100
FriB FriB.3	100
FriB FriB.4	100
FriB FriB.5	100

Copyright 2015 Bennett Memorial Diocesan School | Theme Version: 4.2 | Powered by Frog.

Timetable

The **Timetable** page is where you will find your child's weekly timetable. Informing you which week it currently is (Week A / Week B), what subject, what period, whom with and what room. You can also advance forward, to see up and coming weeks' timetable by clicking on the arrow to the right of the date range.

The screenshot shows the 'Parent Dashboard Site' with a navigation menu at the top including Home, Noticeboard, Registration Attendance, Lesson Attendance, **Timetable**, Update Details, and Contact School. The user is identified as Mr Joe Bloggs. There are buttons for Anti-Bullying and Report Misuse. The main heading is 'Parent Dashboard Site' with the subtitle 'News, Information and Resources for Parents'. The section is titled 'Timetable'. A blue bar contains a left arrow, a date range '30/11/2015 - 04/12/2015', and a gear icon. Below this is a row of days: Monday, Tuesday, **Wednesday**, Thursday, Friday. The current day is highlighted in blue. The date 'Wednesday 2nd Dec 2015' is shown. Three lesson slots are listed: 'WedB:1 / 09:20 - 10:20' for Latin with Mr R Bryant in room S12; 'WedB:2 / 10:40 - 11:40' for Informatio with Mrs L Purser in room CL3; and 'WedB:3 / 11:40 - 12:40'. A dropdown menu is open showing 'John Bloggs' and 'Jane Bloggs'. Annotations include: 'Click the < arrow > to go forward / backward week by week' pointing to the left arrow; 'Displays what lesson you child has, who with and what room.' pointing to the Latin lesson; 'Displays the current day, highlighted in blue. You can skip forward or backwards by clicking on the other days in this room.' pointing to the Wednesday day; and 'Selecting the cog, reveals a drop down menu. Where you are able to select which child you wish to view.' pointing to the gear icon.

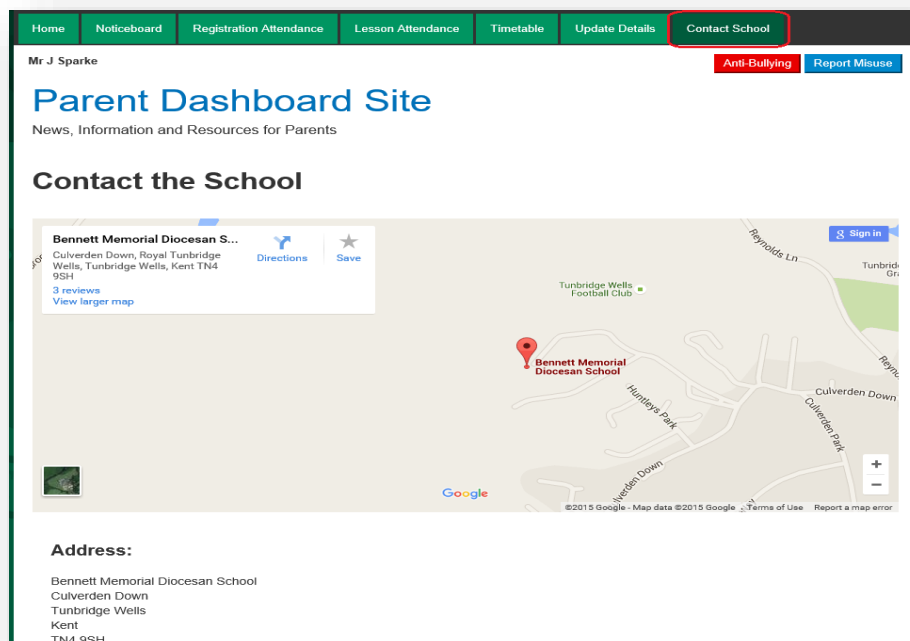
Update Details

You can inform the school if there are any changes to the current records we have on the system for yourself. Such as name, address, phone number or email address. Simply fill in the form, with clear accurate and up to date information, then press **Submit**.

The screenshot shows the 'Update Your Details' form on the Parent Dashboard Site. The navigation menu is the same as in the previous screenshot, with 'Update Details' highlighted. The user is Mr Joe Bloggs. The form title is 'Update Your Details' with the instruction 'Enter your new details below as appropriate'. A note states 'Fields marked with *** are required'. There are two input fields: 'Name:' and 'Address:'. The form is otherwise empty.

Contact School

The **Contact School** page is where you will find a map of where we are. Also our address and navigation details and our phone number.



Homework

You can monitor what homework your child has been assigned, by clicking on the **second dot** in the Frog menu toolbar. This will take you to the Timeline page. Here you will find all the homework that has been issued to your child in date order, with the most recent appearing at the top.

